

# **REPORT OF MLHP FOR 2010**

**By**

**DOUGLAS A. HEDIN**

**Editor, MLHP**

## **1. Viewers**

**The number of viewers of the MLHP doubled in 2010. At the end of December 2009, the average number of daily viewers for the preceding 30 days was 65. At the end of December 2010, the average was 146 each day. Not every one of these is a live person; many are “bots” or recordings of sweeps by internet search engines such as Google.**

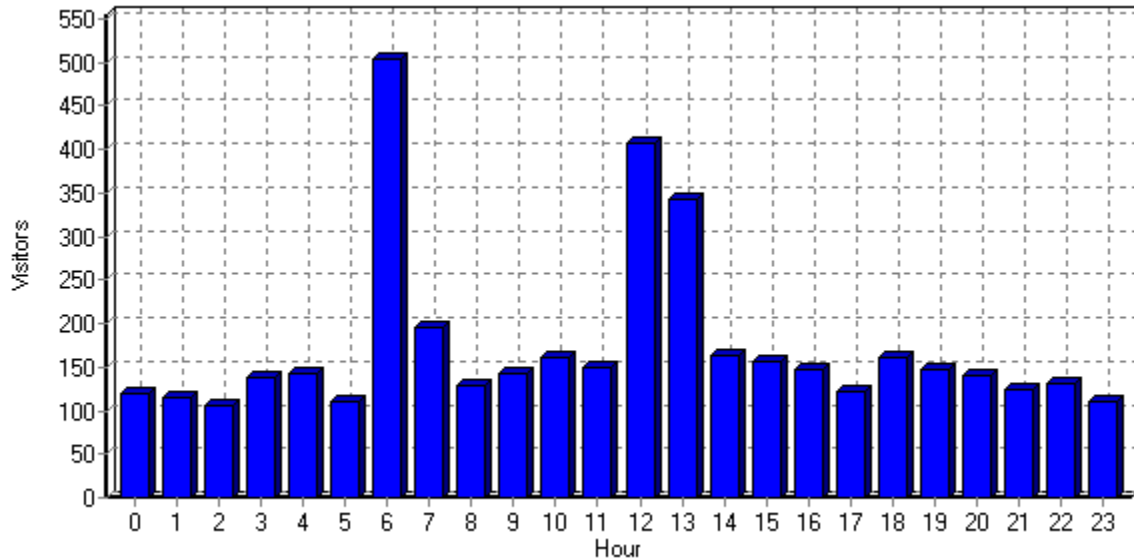
**The average number of viewers will not increase at this rate in the future. Viewership seems to have plateaued, and probably will fall between 140 and 170 most 30 day periods for the foreseeable future. I estimate that there are about a dozen individuals who have such a deep interest in the state’s legal history that they regularly check the MLHP for new postings or to read or skim previously posted articles. It is not likely that this group will ever exceed three dozen.**

**Nevertheless, new viewers stumble upon the MLHP. Curiously, for several months in early 2010, more viewers resided in Paris, France, than St. Paul, Minnesota. By the end of 2010, however, St. Paul viewers had increased dramatically and exceeded those in Minneapolis. They were attracted, I suppose, to the memorials of Ramsey County lawyers who died in the 1920s and 1930s that were posted on the MLHP in the latter half of 2010. In the fall, the number of viewers occasionally jumps after, I suspect, the website has been mentioned in some class.**

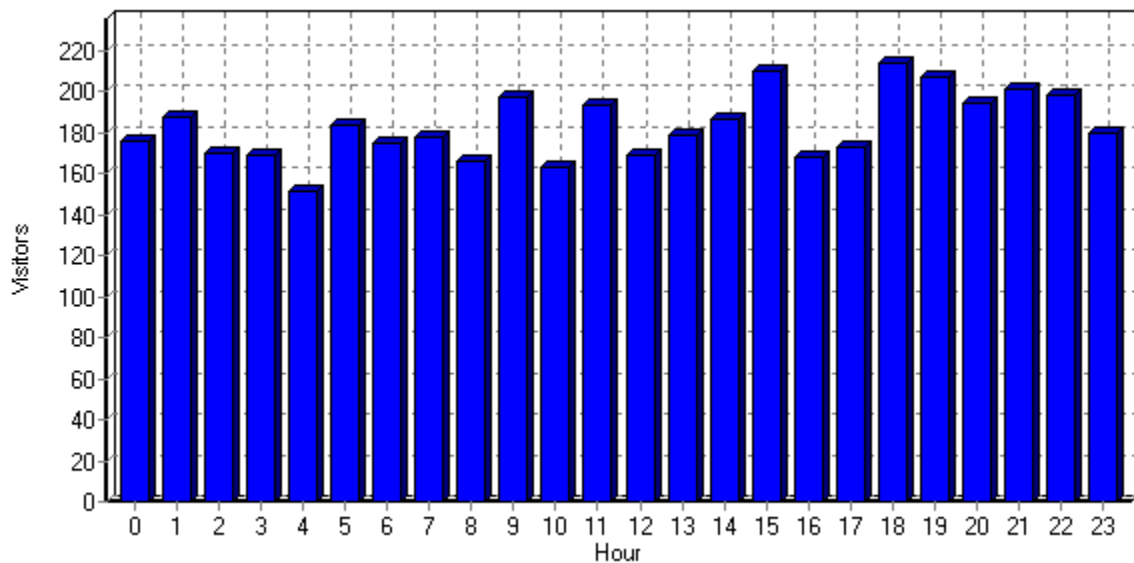
## 2. Statistics

The following are tables of the activities of MLHP viewers—when they clicked onto the website, where they resided, what articles interested them, etc.—in other words, minutiae.

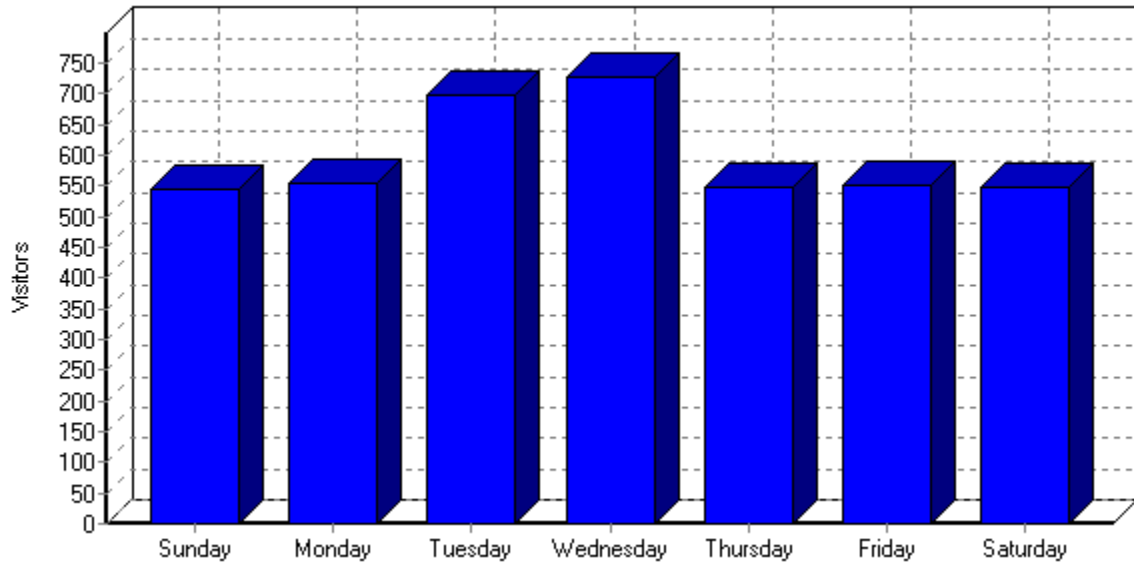
**Table 1 A**  
**Activity by Hour of Day: June 2010**



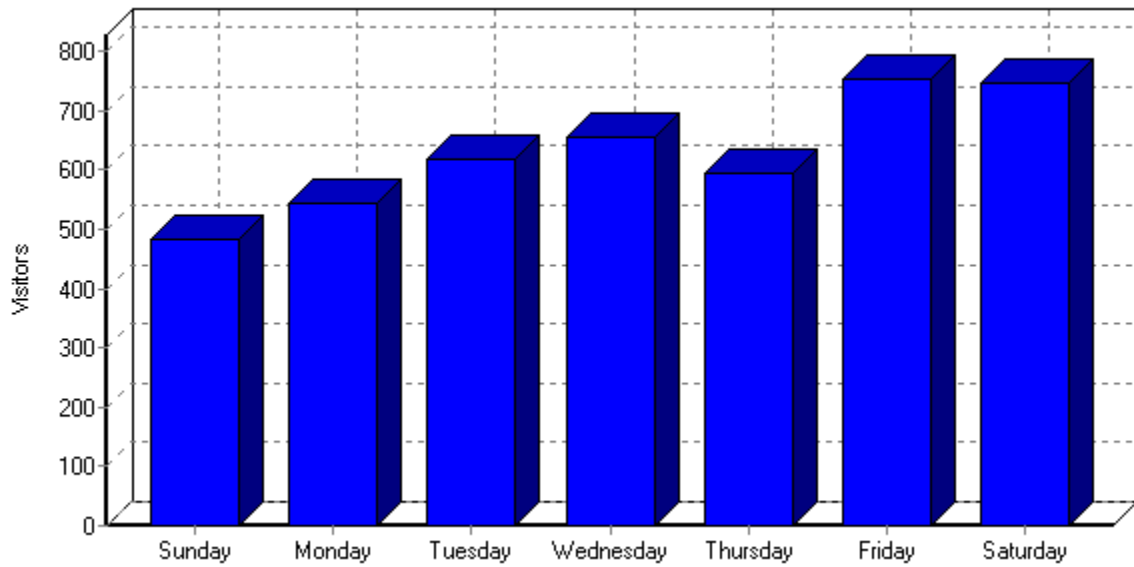
**Table 1 B**  
**Activity by Hour of Day: December 2010**



**Table 2 A**  
**Activity by Day of Week: June 2010**



**Table 2 B**  
**Activity by Day of Week: December 2010**



**Table 3 A**  
**Most Downloaded Files: June 2010**

	File	Hits	Incomplete Requests	Visitors	Bandwidth (KB)
1	William Mitchell.pdf	41	2	38	0
2	Pres. Ramsey CBA.pdf	28	1	27	0
3	Norman Cty B& B.pdf	28	3	25	0
4	Killing and Transfiguration.pdf	29	4	25	0
5	Steele Cty B& B.pdf	31	7	24	0
6	THE CONSTITUTIONAL RIGHT TO GARDEN.pdf	23	0	23	0
7	Bench & Bar Duluth (1910).pdf	24	2	22	0
8	Eugene M. Wilson.pdf	23	0	22	0
9	Collins Bench and Bar.pdf	22	0	21	0
10	Big Stone Cty.pdf	25	2	21	0
11	Rogers on Severance.pdf	21	0	21	0
12	Presidents MSBA 1901-2010.pdf	24	3	21	0
13	Julian Brown (1884-1934).pdf	20	0	20	0
14	FILLMORE COUNTY BENCH AND BAR.pdf	21	1	20	0
15	11th Jud. Dis Memorials.pdf	24	3	20	0
16	Freeborn Cty B& B.pdf	22	1	20	0
17	LeSueur County.pdf	23	3	20	0
18	Lac Qui Parle.pdf	22	0	20	0
19	jury sequestration.pdf	20	0	19	0
20	Rogers on Kellogg.pdf	19	0	19	0
21	McLeod County.pdf	23	4	19	0
22	Lawbreakers Redwood County.pdf	18	0	18	0
23	George Budd (1864-1930).pdf	18	0	18	0
24	DUNN.pdf	19	0	18	0
25	Nicollet County B.pdf	20	1	18	0
26	Waseca Cty B& B.pdf	18	0	18	0
27	Chester Caldwell (1864-1935).pdf	18	0	18	0
28	Charles Bechhoefer (1864-1932).pdf	22	3	18	0
29	Rotation in office.pdf	26	9	17	0
30	Walters on Judge Foley.pdf	18	1	17	0
31	Morrison County.pdf	17	0	17	0
32	Evan H. Anderson (1893-1933).pdf	17	0	17	0
33	Chatfield first ct. session.pdf	17	0	16	0
34	J. Williams on Chatfield.pdf	19	2	16	0
35	Brown Cty B& B.pdf	19	2	16	0
36	Frederick M. Catlin (1859-1929).pdf	16	0	16	0
37	Pipestone Cty Cthouse.pdf	16	0	16	0
38	Edward A. Cooper (1881-1933).pdf	16	0	16	0
39	Alexander Caldwell (1872-1928).pdf	16	0	16	0
40	Cox.pdf	15	0	15	0
41	WRIGHT CTY B & B.pdf	16	0	15	0
42	Dakota Cty B & B.pdf	16	1	15	0
43	John E. Burchard (1864-1934).pdf	15	0	15	0
44	Lafayette French.pdf	16	0	15	0

45	/Daniel J. Coleman (1876-1927).pdf	15	0	15	0
46	The First Lawsuit in Birch Cooley Township.pdf	15	0	15	0
47	Lake Superior Lawyer.pdf	17	1	15	0
48	THE JUDGE.pdf	17	1	15	0
49	Frank W. Baer (1854-1931).pdf	15	0	15	0
50	J. Williams on Meeker.pdf	16	2	14	0
	<b>Subtotal</b>	<b>1,016</b>	<b>59</b>	<b>N/A</b>	<b>0</b>
	<b>Total</b>	<b>2,147</b>	<b>79</b>	<b>N/A</b>	<b>0</b>

**Table 3 B**  
**Most Downloaded Files November 26 – December 26, 2010**

	File	Hits	Incomplete Requests	Visitors	Bandwidth (KB)
1	Hedin_Pine_River.pdf	57	19	38	0
2	Lawbreakers Redwood County.pdf	40	3	36	0
3	Preemption Act of 1841.pdf	40	12	28	0
4	Lass..pdf	29	3	26	0
5	CONTEMPT OF COURT.pdf	29	4	25	0
6	THE CONSTITUTIONAL RIGHT TO GARDEN.pdf	23	0	23	0
7	Rogers on Severance.pdf	23	0	23	0
8	Killing and Transfiguration.pdf	24	0	23	0
9	Eugene M. Wilson.pdf	20	0	20	0
10	jury sequestration.pdf	25	6	19	0
11	Cudmore's Ter. Bar.pdf	19	0	19	0
12	Sen. Hoar.pdf	19	0	19	0
13	William Mitchell.pdf	26	6	19	0
14	Big Stone Cty.pdf	21	3	18	0
15	Bench & Bar Duluth (1910).pdf	18	0	18	0
16	Murders in Watonwan Cty.pdf	18	0	18	0
17	Mower Cty Cthouse.pdf	18	0	17	0
18	Rogers on Kellogg.pdf	17	0	17	0
19	DUNN.pdf	19	0	17	0
20	county formation.pdf	16	0	16	0
21	Lafayette French.pdf	17	1	16	0
22	McLeod County.pdf	16	0	16	0
23	Collins Bench and Bar.pdf	15	0	15	0
24	John Harrison Brown.pdf	17	1	15	0
25	Manahan- T O L & photos.pdf	18	3	15	0
26	Chatfield first ct. session.pdf	15	0	15	0
27	17th Dist.pdf	14	0	14	0
28	Bench Bar Duluth.pdf	14	0	14	0
29	Blue Earth Cty Courthouse.pdf	14	0	14	0
30	LeSueur County.pdf	15	1	14	0
31	Stearns County Courthouse.pdf	15	0	14	0
32	Nicollet County B.pdf	16	2	14	0

33	Kressel BKY history (2007).pdf	14	0	14	0
34	FILLMORE COUNTY BENCH AND BAR.pdf	14	0	14	0
35	Kate Noonan Case.pdf	15	2	14	0
36	Kittson Cty Courthouse.pdf	14	0	14	0
37	Judge Benjamin Wright.pdf	14	1	13	0
38	Lake Superior Lawyer.pdf	13	0	13	0
39	Kittson Cnty.pdf	13	0	13	0
40	Nicollet Cty courthouse & jail.pdf	15	2	13	0
41	Presidents MSBA 1901-2010.pdf	14	1	13	0
42	Freeborn Cty B& B.pdf	16	3	13	0
43	Cox.pdf	13	0	13	0
44	Judge Isaac Atwater.pdf	13	0	13	0
45	ISSAC ATWATER.pdf	13	0	13	0
46	Becker Cty Courthouse.pdf	14	0	13	0
47	Documents Part 2-B.pdf	16	2	13	0
48	Bell Medico-Legal Journal _1899_.pdf	13	0	13	0
49	Homestead Act _1862_.pdf	12	0	12	0
50	Enabling Act _1857_.pdf	12	0	12	0
	<b>Subtotal</b>	<b>935</b>	<b>75</b>	<b>N/A</b>	<b>0</b>
	<b>Total</b>	<b>2,247</b>	<b>98</b>	<b>N/A</b>	<b>0</b>

**Table 4 A**  
**Most Active Countries: June 2010**

	Country	Hits	Visitors	% of Total Visitors	Bandwidth (KB)
1	United States	8,531	2,636	63.26%	0
2	Unknown	2,560	1,369	32.85%	0
3	France	65	41	0.98%	0
4	Sweden	46	32	0.77%	0
5	China	28	19	0.46%	0
6	Canada	24	11	0.26%	0
7	Germany	75	10	0.24%	0
8	Japan	14	9	0.22%	0
9	United Kingdom	19	8	0.19%	0
10	Ukraine	7	7	0.17%	0
11	Russian Federation	13	4	0.10%	0
12	Poland	3	3	0.07%	0
13	Australia	5	3	0.07%	0
14	India	11	2	0.05%	0
15	Czechia	2	2	0.05%	0
16	Portugal	1	1	0.02%	0
17	Thailand	1	1	0.02%	0
18	Romania	9	1	0.02%	0
19	Ireland	2	1	0.02%	0
20	Korea, Republic of	1	1	0.02%	0
21	Brazil	1	1	0.02%	0
22	Belarus	9	1	0.02%	0

23	New Zealand	1	1	0.02%	0
24	Philippines	1	1	0.02%	0
25	Netherlands	1	1	0.02%	0
26	Norway	1	1	0.02%	0
	<b>Total</b>	<b>11,431</b>	<b>4,167</b>	<b>100.00%</b>	<b>0</b>

**Table 4 B**

**Most Active Countries: November 26—December 25, 2010**

	Country	Hits	Visitors	% of Total Visitors	Bandwidth (KB)
1	United States	7,968	3,353	76.38%	0
2	Unknown	1,027	603	13.74%	0
3	China	346	304	6.92%	0
4	Sweden	58	45	1.03%	0
5	France	29	28	0.64%	0
6	Ukraine	71	14	0.32%	0
7	United Kingdom	23	12	0.27%	0
8	Canada	18	6	0.14%	0
9	Greece	4	4	0.09%	0
10	Netherlands	4	4	0.09%	0
11	Australia	14	3	0.07%	0
12	Bulgaria	5	3	0.07%	0
13	Romania	32	2	0.05%	0
14	Italy	2	2	0.05%	0
15	Russian Federation	1	1	0.02%	0
16	Spain	1	1	0.02%	0
17	Ecuador	1	1	0.02%	0
18	Switzerland	3	1	0.02%	0
19	Philippines	1	1	0.02%	0
20	Mexico	4	1	0.02%	0
21	India	1	1	0.02%	0
	<b>Total</b>	<b>9,613</b>	<b>4,390</b>	<b>100.00%</b>	<b>0</b>

**Table 5 A**

**Most Active US States: June 2010:**

	State	Hits	Visitors	Bandwidth (KB)
1	California	2,661	1,582	0
2	Minnesota	3,572	162	0
3	Washington	461	97	0
4	District of Columbia	93	30	0
5	Pennsylvania	9	9	0
6	Ohio	485	8	0
7	Colorado	42	8	0

8	Texas	9	6	0
9	Illinois	27	6	0
10	New York	20	6	0
11	Wisconsin	22	5	0
12	Arizona	12	5	0
13	Virginia	6	5	0
14	Florida	74	5	0
15	Missouri	7	4	0
16	New Jersey	17	4	0
17	Iowa	4	4	0
18	Utah	8	3	0
19	Massachusetts	6	3	0
20	Michigan	10	3	0
21	Arkansas	4	3	0
22	Oregon	2	2	0
23	Indiana	2	2	0
24	North Dakota	11	2	0
25	Idaho	2	1	0
26	New Mexico	1	1	0
27	Georgia	1	1	0
28	New Hampshire	1	1	0
29	Maryland	2	1	0
30	Kansas	1	1	0
31	Oklahoma	1	1	0
32	Tennessee	1	1	0
33	South Dakota	1	1	0
	<b>Total</b>	<b>7,575</b>	<b>1,973</b>	<b>0</b>

**Table 5 B**

**Most Active US States: November 26 – December 25, 2010:**

	State	Hits	Visitors	Bandwidth (KB)
1	California	2,098	1,083	0
2	Washington	778	151	0
3	Minnesota	1,637	130	0
4	District of Columbia	241	79	0
5	Ohio	174	16	0
6	New York	52	12	0
7	Texas	142	10	0
8	Missouri	14	9	0
9	Pennsylvania	18	9	0
10	Florida	39	8	0
11	Wisconsin	29	8	0
12	Colorado	17	7	0
13	Nevada	8	6	0
14	Illinois	15	4	0
15	Michigan	22	4	0



16	Arizona	27	3	0
17	North Carolina	6	3	0
18	South Dakota	7	3	0
19	Vermont	10	3	0
20	Oregon	14	3	0
21	Indiana	5	3	0
22	Virginia	11	3	0
23	Alabama	3	3	0
24	New Jersey	9	2	0
25	Georgia	6	2	0
26	Iowa	4	2	0
27	Mississippi	2	2	0
28	Kentucky	5	2	0
29	Arkansas	9	2	0
30	Wyoming	5	1	0
31	Utah	10	1	0
32	Tennessee	8	1	0
33	Maryland	1	1	0
34	Massachusetts	1	1	0
35	Maine	1	1	0
36	Kansas	3	1	0
37	Louisiana	14	1	0
38	Delaware	1	1	0
39	North Dakota	2	1	0
40	New Hampshire	1	1	0
41	Alaska	1	1	0
42	Montana	4	1	0
	<b>Total</b>	<b>5,454</b>	<b>1,585</b>	<b>0</b>

**Table 6 A**  
**Most Active Cities: June 2010**

	City	Hits	Visitors	Bandwidth (KB)
1	Santa Clara, California, United States	522	521	0
2	Sunnyvale, California, United States	1,165	516	0
3	Mountain View, California, United States	810	444	0
4	Minneapolis, Minnesota, United States	3,268	107	0
5	Seattle, Washington, United States	446	88	0
6	Oakland, California, United States	76	42	0
7	Paris, France	59	37	0
8	Halmstad, Sweden	46	32	0
9	Washington, District of Columbia, United States	93	30	0
10	San Diego, California, United States	33	25	0
11	Beijing, China	28	19	0
12	Saint Paul, Minnesota, United States	88	16	0
13	Los Angeles, California, United States	13	12	0
14	Miamisburg, Ohio, United States	485	8	0

15	Denver, Colorado, United States	40	7	0
16	Cupertino, California, United States	8	7	0
17	Duluth, Minnesota, United States	16	6	0
18	Rochester, Minnesota, United States	70	6	0
19	San Francisco, California, United States	12	5	0
20	Austin, Minnesota, United States	8	4	0
21	Longview, Washington, United States	5	4	0
22	Moscow, Russian Federation	13	4	0
23	Little Rock, Arkansas, United States	4	3	0
24	Saint Louis, Missouri, United States	6	3	0
25	Warsaw, Poland	3	3	0
26	Chicago, Illinois, United States	18	3	0
27	Provo, Utah, United States	8	3	0
28	Kennett Square, Pennsylvania, United States	3	3	0
29	Tucson, Arizona, United States	5	3	0
30	Mississauga, Canada	11	3	0
31	Phoenixville, Pennsylvania, United States	2	2	0
32	Montreal, Canada	2	2	0
33	Redditch, United Kingdom	2	2	0
34	Arlington, Virginia, United States	2	2	0
35	Austin, Texas, United States	2	2	0
36	Bellevue, Washington, United States	3	2	0
37	Houston, Minnesota, United States	12	2	0
38	Crawley, United Kingdom	10	2	0
39	Marseille, France	2	2	0
40	Scranton, Pennsylvania, United States	2	2	0
41	Mankato, Minnesota, United States	5	2	0
42	Princeton, New Jersey, United States	1	1	0
43	Prague, Czechia	1	1	0
44	Portland, Oregon, United States	1	1	0
45	Prior Lake, Minnesota, United States	8	1	0
46	Port Saint Lucie, Florida, United States	1	1	0
47	Oradea, Romania	9	1	0
48	Overland Park, Kansas, United States	1	1	0
49	Owatonna, Minnesota, United States	12	1	0
50	New York, New York, United States	10	1	0
	<b>Subtotal</b>	<b>7,450</b>	<b>1,995</b>	<b>0</b>
	<b>Total</b>	<b>7,815</b>	<b>2,104</b>	<b>0</b>

**Table 6 B**  
**Most Active Cities November 26 – December 25, 2010**

	City	Hits	Visitors	Bandwidth (KB)
1	Mountain View, California, United States	824	515	0
2	Sunnyvale, California, United States	1,153	505	0
3	Beijing, China	343	301	0
4	Seattle, Washington, United States	739	144	0

5	Washington, District of Columbia, United States	241	79	0
6	Saint Paul, Minnesota, United States	1,354	58	0
7	Halmstad, Sweden	58	45	0
8	Minneapolis, Minnesota, United States	119	38	0
9	San Diego, California, United States	23	22	0
10	Marseille, France	21	21	0
11	Oakland, California, United States	38	20	0
12	Miamisburg, Ohio, United States	157	9	0
13	Dallas, Texas, United States	139	9	0
14	Redditch, United Kingdom	10	7	0
15	Paris, France	6	6	0
16	Las Vegas, Nevada, United States	5	5	0
17	Rochester, New York, United States	12	4	0
18	Saint Louis, Missouri, United States	9	4	0
19	Athens, Greece	4	4	0
20	Boca Raton, Florida, United States	32	4	0
21	Dayton, Ohio, United States	8	3	0
22	San Jose, California, United States	4	3	0
23	Shakopee, Minnesota, United States	3	3	0
24	Colorado Springs, Colorado, United States	3	3	0
25	Denver, Colorado, United States	13	3	0
26	Kiev, Ukraine	3	3	0
27	New Ulm, Minnesota, United States	19	3	0
28	Minnetonka, Minnesota, United States	24	3	0
29	Duluth, Minnesota, United States	16	3	0
30	Rochester, Minnesota, United States	10	3	0
31	Guangzhou, China	3	3	0
32	Sofia, Bulgaria	5	3	0
33	Madison, Wisconsin, United States	3	2	0
34	Brooklyn, New York, United States	2	2	0
35	Maple Plain, Minnesota, United States	2	2	0
36	Wildomar, California, United States	3	2	0
37	Cupertino, California, United States	2	2	0
38	Los Angeles, California, United States	4	2	0
39	Kirkland, Washington, United States	12	2	0
40	Amsterdam, Netherlands	2	2	0
41	Philadelphia, Pennsylvania, United States	3	2	0
42	Bellevue, Washington, United States	4	2	0
43	New York, New York, United States	21	2	0
44	Brentford, United Kingdom	2	2	0
45	Milan, Italy	2	2	0
46	Carbondale, Illinois, United States	2	2	0
47	Sioux Falls, South Dakota, United States	6	2	0
48	Cedar Rapids, Iowa, United States	4	2	0
49	Charlotte, North Carolina, United States	3	2	0
50	Mesa, Arizona, United States	14	2	0
	<b>Subtotal</b>	<b>5,489</b>	<b>1,872</b>	<b>0</b>
	<b>Total</b>	<b>5,998</b>	<b>2,006</b>	<b>0</b>

**Table 7 A**  
**Most Active Organizations: June 2010**

	Organization	Country	Hits	Visitors	Bandwidth (KB)
1	Microsoft Corp	United States	860	616	0
2	Layer42.Net	United States	522	521	0
3	YAHOO	United States	1,163	515	0
4	Google	United States	810	444	0
5	Comcast Cable	United States	3,296	118	0
6	WOW Technologies	United States	440	84	0
7	IAC Search Media	United States	74	41	0
8	Exalead	France	59	37	0
9	Wordlight.com AB	Sweden	46	32	0
10	Performance Systems International	United States	71	27	0
11	America Online	United States	36	26	0
12	Websense	United States	22	22	0
13	CHINANET beijing province network	China	25	16	0
14	Qwest Communications	United States	55	15	0
15	CHARTER COMMUNICATIONS	United States	24	11	0
16	SBC Internet Services	United States	20	8	0
17	LEXIS-NEXIS	United States	485	8	0
18	Road Runner	United States	31	7	0
19	Cox Communications	United States	19	7	0
20	State of Minnesota	United States	40	7	0
21	Utel DataCenter networks. Colocation	Ukraine	7	7	0
22	Vrtservers	United States	8	7	0
23	TREND MICRO INCORPORATED	United States	6	6	0
24	Rogers Cable	Canada	17	5	0
25	Comcast Cable	Unknown	28	4	0
26	Integra Telecom	United States	27	4	0
27	Internet Archive	United States	4	3	0
28	Mayo Foundation	United States	10	3	0
29	University of Minnesota	United States	5	3	0
30	Brigham Young University	United States	8	3	0
31	Embarq Corporation	United States	21	3	0
32	HIAWATHA BROADBAND COMM	United States	60	3	0
33	Consult Dynamics	United States	3	3	0
34	CNCGROUP Beijing Province Network	China	3	3	0
35	Enersource Telecom	Canada	2	2	0
36	Southern Minnesota Internet Group	United States	2	2	0
37	Level 3 Communications	United States	10	2	0
38	Jaguar Network	France	2	2	0
39	Service Provider Corporation	United States	10	2	0
40	SiteSell	Canada	2	2	0
41	Frontier Communications	United States	6	2	0
42	MOUNT ST MARYS COLLEGE-CHALON	United States	2	2	0
43	Telewest Broadband	United Kingdom	10	2	0
44	GABRIEL WEINBERG	United States	2	2	0
45	Wildblue Communications	United States	2	2	0

46	Optimum Online (Cablevision Systems)	United States	13	2	0
47	NetWork Operations Center	United States	2	2	0
48	CenturyTel Internet Holdings	United States	13	2	0
49	Neostrada Plus	Poland	2	2	0
50	XO Communications	United States	2	2	0
	<b>Subtotal</b>		<b>8,387</b>	<b>2,651</b>	<b>0</b>
	<b>Total</b>		<b>8,826</b>	<b>2,784</b>	<b>0</b>

**Table 7 B**

**Most Active Organizations: November 26, - December 25, 2010:**

	Organization	Country	Hits	Visitors	Bandwidth (KB)
1	Microsoft Corp	United States	2,395	1,705	0
2	Google	United States	824	515	0
3	YAHOO	United States	1,153	505	0
4	WOW Technologies	United States	732	140	0
5	CHINANET beijing province network	China	151	138	0
6	CHINANET Shanxi(SN) province network	China	117	95	0
7	Comcast Cable	United States	1,420	84	0
8	Performance Systems International	United States	240	78	0
9	Microsoft (China) Co.Ltd	China	55	53	0
10	Wordlight.com AB	Sweden	58	45	0
11	Global Crossing	United States	59	33	0
12	USFamily.net	United States	44	20	0
13	IAC Search Media	United States	38	20	0
14	Jaguar Network	France	20	20	0
15	Websense	United States	20	20	0
16	CHARTER COMMUNICATIONS	United States	53	15	0
17	SBC Internet Services	United States	35	14	0
18	Qwest Communications	United States	47	12	0
19	LEXIS-NEXIS	United States	165	12	0
20	CNCGROUP Beijing Province Network	China	12	11	0
21	State of Minnesota	United States	52	10	0
22	Cox Communications	United States	39	10	0
23	Utel DataCenter	Ukraine	66	9	0
24	AT&T	United Kingdom	10	7	0
25	Verizon Internet Services	United States	9	6	0
26	THEPLANET.COM INTERNET SERVICES	United States	120	6	0
27	EUnet/FR	France	6	6	0
28	Frontier Communications	United States	26	5	0
29	Road Runner	United States	26	5	0
30	EarthLink	United States	14	4	0
31	Altec Communications Network (ACN)	Greece	4	4	0
32	America Online	United States	5	4	0
33	CenturyTel Internet Holdings	United States	14	4	0
34	Inter-Bg-Com Ltd.	Bulgaria	5	3	0
35	Vector Internet Services	United States	3	3	0

36	Beijing Teletron Telecom Engineering Co., Ltd.	China	7	3	0
37	BellSouth.net	United States	4	3	0
38	ChinaNet Guangdong Province Network	China	3	3	0
39	NEW ULM TELECOM	United States	19	3	0
40	Embarq Corporation	United States	4	3	0
41	University of St. Thomas	United States	2	2	0
42	University of Wisconsin Madison	United States	3	2	0
43	WiscNet	United States	4	2	0
44	LeaseWeb	Netherlands	2	2	0
45	Middlebury College	United States	2	2	0
46	T-MOBILE USA	United States	8	2	0
47	Shaw Communications	Canada	3	2	0
48	Service Provider Corporation	United States	9	2	0
49	Name Intelligence	United States	4	2	0
50	MIDWEST INTERNET CONSULTING	United States	2	2	0
	<b>Subtotal</b>		<b>8,113</b>	<b>3,656</b>	<b>0</b>
	<b>Total</b>		<b>8,534</b>	<b>3,781</b>	<b>0</b>

### 3. Conclusion

**As some viewers may have noticed, few articles posted on the MLHP were published in the twentieth century. Generally speaking, an article or book published before 1923 does not have copyright protection. It is exceedingly difficult to locate the families or estates of a deceased author and secure permission to post an article published after 1923. Hence MLHP postings are concentrated in the nineteenth century or first two decades of the twentieth.**

**Douglas A. Hedin  
Editor, MLHP**

**July 21, 2011**